




# A Bird Study

## Get to Know Your Backyard Birds

by Julie Kieras \* <http://happystronghome.com>



# Supply List

## General Supply List

- Bird Feeders - the more the merrier!
- Bird Seed
- Bird ID books - one per child is often nice
- Binoculars - one for each child is handy
- Sketchbook - one for each child
- Pencils
- Bird Count worksheet (see Appendix) - one for family or one per child
- Bird Graph worksheet (see Appendix) - one for parent and for each child
- Read-Aloud Books (see Book List)
- Bird Poems (see Appendix)
- Musical Score for His Eye is on the Sparrow (optional)

## Craft Supplies

### All weeks:

- Blank paper for drawing or Sketchbooks
- Colored pencils or crayons OR Chalk Pastels

### Week 1:

- Toilet paper rolls (one per child)
- Plastic knife
- Smooth peanut butter
- Bird seed, plate
- Yarn (optional)

### Week 3:

- Twigs and small sticks
- Floral arrangement materials like Spanish moss
- Yarn and bits of fabric
- Plastic egg

### Week 4:


- Clear plastic craft sheet OR a flat clear plastic piece cut from a container (5x7 size is fine)
- Bird template (a simple coloring page is enough)
- White liquid glue
- Black tempura paint
- Permanent markers of various colors

## Other Resources:

- Subscription to [NotebookingPages.com](https://www.notebookingpages.com) - or your own copywork pages
- Subscription OR Bird Chalk lessons from *You ARE an Artist* at [ChalkPastel.com](https://www.chalkpastel.com) or your own drawing instructions
- *Fifty Favorite Birds Coloring Book* (Dover Nature Coloring Book) to copy (Notebooking Pages uses these illustrations too).

Image by [Cler-Free-Vector-Images](#) from [Pixabay](#)

Image by [OpenClipart-Vectors](#) from [Pixabay](#)



## **WEEK 1 - Bird Identification and Bird Watching Skills**

**OBJECTIVE:** To teach bird watching skills by watching outdoor feeders so we can count and identify local bird types.

### **Day 1:**

Today, you'll introduce the routine activities of this unit. Typically, you'll complete these activities daily, and adjust as needed. You can choose to leave some out on given days, or adjust length of time spent on each activity.

In the daily lesson plans, I've indicated to complete these activities first, then I have included suggested variations and additional activities each day.

### **Bird Unit Routine Activities**

#### **Attending**

Spend up to 15 minutes watching your outdoor bird feeders quietly. Younger children may have to build up to this time. Play quiet music in the background. Allow children to refer to bird books or bird cards as needed. Keep your binoculars handy!

#### **Math Skills**

Complete Bird Count worksheet by filling in the date and entering the names of the birds you saw. Use tally marks to count how many of each type you saw.

#### **Bible Memory**

Introduce Matthew 6:26 by reading aloud. You'll return to this verse often, so simply read it to begin.

#### **Hymn Study**

Listen to a recording of *His Eye is On the Sparrow*. Perhaps allow children to work on a bird coloring sheet.

#### **Read Aloud**

Choose from any of the Week 1 book suggestions, or read your favorite bird books together as time and interest allow. I suggest 10-20 minutes of reading, depending on what other studies you're doing outside of this bird unit.

If your family practices narrations, encourage children to share back what they've learned from the daily read-clouds.

## **DAY 2:**

Repeat Routine Activities as time / interest allows.

### **Hymn study**

Listen and sing along to a recording of *His Eye is On the Sparrow*. You can vary the listening and singing along as desired throughout the unit.

### **Language Arts Skills - Copywork**

Write or trace the Bible verse for this unit.

## **DAY 3:**

Repeat Routine Activities as time / interest allows.

### **Handicraft**

Create a toilet paper roll bird feeder.

## **DAY 4:**

Repeat Routine Activities as time / interest allows.

### **Fine arts**

Select a favorite bird from the You ARE an Artist Bird Unit to draw with chalk pastels. Watch the video and complete the lesson. Alternatively, sketch a favorite backyard bird you saw this week into nature journals.

## **Day 5:**

Repeat any activities children enjoyed. Or complete alternate activities:

- Bird Bingo
- Bird Matching Game
- Bird Coloring Sheets
- Bird Sensory bin (use figurines)
- Nature Walk - Outdoor Bird Watch

## **WEEK 2** - Focus on Bird Migration

**OBJECTIVE:** To name reasons for bird migration and identify local migration habits.

### **DAY 1:**

Repeat Routine Activities as time / interest allows.

Select read-aloud books from the Week 2 suggested list or your favorite books that discuss bird migration.

### **Language Arts Skills - Copywork**

Write or trace the first verse of *His Eye is On the Sparrow*.

### **DAY 2:**

Repeat Routine Activities as time / interest allows.

### **Geography Skills**

Find your location on a map. Using information from your reading, determine the path birds travel when they migrate. Older students: use map legend to estimate distances.

### **DAY 3:**

Repeat Routine Activities as time / interest allows.

### **Handicraft / Fine Arts**

Select a migratory bird from the *You ARE an Artist Bird* Unit to draw with chalk pastels. Watch the video and complete the lesson. Alternatively, sketch a migratory backyard bird into nature journals.

### **DAY 4:**

Repeat any activities children enjoyed. Or complete alternate activities:

- Bird Bingo
- Bird Matching Game
- Bird Coloring Sheets
- Bird Sensory bin (use figurines)
- Nature Walk - Outdoor Bird Watch

### **Day 5:**

#### **Field Trip!**

Plan to visit a local nature center and learn more about your local birds. Check to see if there are any programs in your area, or guided nature walks.

### **WEEK 3 - Bird Nesting Habits**

**OBJECTIVE:** To identify bird nest types, and determine local nesting habits.

#### **DAY 1:**

Repeat Routine Activities as time / interest allows.

Select read-aloud books from Week 3 suggested list or your own that discuss nesting.

#### **DAY 2:**

Repeat Routine Activities as time / interest allows.

#### **Language Arts Skills**

Select the Bird Nests & Homes worksheet from [NotebookingPages.com](http://NotebookingPages.com) or your choice of copywork template. Have students write in details they have learned about bird nesting habits. Color the picture if provided, or draw your own!

#### **DAY 3:**

Repeat Routine Activities as time / interest allows.

#### **Handicraft**

Design a nest using “spare parts” gathered from nature and/or a floral kit. Discuss the different nest making styles of various birds. If your materials are safe for birds, place completed nests outside in spring for nesting birds to use your materials!

#### **DAY 4:**

Repeat Routine Activities as time / interest allows.

#### **Fine Arts**

Complete the bird nest lesson from the You ARE an Artist Bird Unit. Watch the video and complete the lesson. Alternatively, sketch a bird nest either from a picture, or perhaps you've been able to find an actual nest to observe up close!

#### **DAY 5:**

Repeat any activities the children enjoyed. Or complete alternate activities:

- Bird Bingo
- Bird Matching Game
- Bird Coloring Sheets
- Bird Sensory bin (use figurines)
- Nature Walk - Outdoor Bird Watch

## **WEEK 4 - Bird Anatomy & Features**

**OBJECTIVE:** To identify and label bird anatomy.

### **DAY 1:**

Repeat Routine Activities as time / interest allows.

Select read-aloud books from the Week 4 suggested list or your favorite books that discuss bird anatomy or other bird facts.

### **DAY 2:**

Repeat Routine Activities as time / interest allows.

### **Language Arts Skills - Vocabulary**

Complete a Bird Anatomy worksheet

### **DAY 3:**

Repeat Routine Activities as time / interest allows.

### **Handicraft**

Create a Stained Glass Bird that clearly shows several parts of bird anatomy (beak, claw, wing, color).

### **DAY 4:**

Repeat Routine Activities as time / interest allows.

### **Fine Arts**

Select a favorite bird from the You ARE an Artist Bird Unit to draw with chalk pastels. Watch the video and complete the lesson. Alternatively, sketch a favorite backyard bird you saw this week into nature journals.

### **DAY 5:**

Repeat any activities the children enjoyed from this week. Or complete alternate activities:

- Bird Bingo
- Bird Matching Game
- Bird Coloring Sheets
- Bird Sensory bin (use figurines)
- Nature Walk - Outdoor Bird Watch

# Book List

Various Bird ID Books of choice - I suggest getting a local guide so it'll have more birds from your area.

## **Week 1 and throughout entire unit - General birds & identification**

*Sparrow*

*Crows!*

*The Robins in Your Backyard*

*Backyard Birds of Winter*

*A Kids First Book of Birdwatching*

*What Makes a Bird a Bird?*

*The Boy Who Drew Birds*

*The Robin Hears a Laughing Sound*

*Look Up! Bird-Watching in Your Own Backyard*

*The Moon of the Winter Bird*

*Birds in Winter*

*Feathers: Not Just for Flying*

## **Week 2 - Migration**

*How Do Birds Find Their Way?*

*On the Wing: American Birds in Migration*

## **Week 3 - Bird Nests & Habits**

*Mama Built a Little Nest*

*An Egg is Quiet*

*Cradles in the Trees*

*Have you Heard the Nesting Bird?*

## **Week 4 - Bird Anatomy**

*Nature Anatomy*

Tanglewood Hollow Bird ID Cards Set - [tanglewoodhollow.com](http://tanglewoodhollow.com)

[NotebookingPages.com](http://NotebookingPages.com) bird anatomy sheet



# Bird Count Worksheet

Record the common name of the birds you see in the lefthand column. Record the dates you birdwatch across the top row. Each day you birdwatch, place a check next to the birds you see.

[illegible]

# Bible Memory Verse

## **Matthew 6:26**

BEHOLD THE FOWLS OF THE AIR: FOR THEY SOW NOT,  
NEITHER DO THEY REAP, NOR GATHER INTO BARNES;  
YET YOUR HEAVENLY FATHER FEEDETH THEM. ARE YE  
NOT MUCH BETTER THAN THEY?

# Bible Verse Copywork

Behold the fowls of the  
air: for they sow not,  
neither do they reap, nor  
gather into barns; yet your  
heavenly Father feedeth  
them. Are ye not much  
better than they?

# His Eye is on the Sparrow

Why should I feel discouraged, why should the shadows come,  
Why should my heart be lonely, and long for heaven and home,  
When Jesus is my portion? My constant friend is He:  
His eye is on the sparrow, and I know He watches me;  
His eye is on the sparrow, and I know He watches me.

*Refrain:*

*I sing because I'm happy,  
I sing because I'm free,  
For His eye is on the sparrow,  
And I know He watches me.*

"Let not your heart be troubled," His tender word I hear,  
And resting on His goodness, I lose my doubts and fears;  
Though by the path He leadeth, but one step I may see;  
His eye is on the sparrow, and I know He watches me;  
His eye is on the sparrow, and I know He watches me.

*Refrain*

Whenever I am tempted, whenever clouds arise,  
When songs give place to sighing, when hope within me dies,  
I draw the closer to Him, from care He sets me free;  
His eye is on the sparrow, and I know He watches me;  
His eye is on the sparrow, and I know He watches me.

*Refrain*

*by Civilla D. Martin*

# The Chickadee

by Ralph Waldo Emerson

Piped a tiny voice hard by,  
Gay and polite, a cheerful cry,  
" Chic-chicadee-dee! " Saucy note  
Out of a sound heart and a merry throat,  
As if it said, " Good day, good sir.  
Fine afternoon, old passenger!  
Happy to meet you in these places  
When January brings new faces! "

# A Winter Blue Jay

Sara Teasdale, 1884 - 1933

Crisply the bright snow whispered,  
Crunching beneath our feet;  
Behind us as we walked along the parkway,  
Our shadows danced,  
Fantastic shapes in vivid blue.  
Across the lake the skaters  
Flew to and fro,  
With sharp turns weaving  
A frail invisible net.  
In ecstasy the earth  
Drank the silver sunlight;  
In ecstasy the skaters  
Drank the wine of speed;  
In ecstasy we laughed  
Drinking the wine of love.  
Had not the music of our joy  
Sounded its highest note?  
But no,  
For suddenly, with lifted eyes you said,  
"Oh look!"  
There, on the black bough of a snow flecked maple,  
Fearless and gay as our love,  
A bluejay cocked his crest!  
Oh who can tell the range of joy  
Or set the bounds of beauty?

# The Last Word of a Bluebird

Robert Frost, 1874 - 1963

As I went out a Crow  
In a low voice said, "Oh,  
I was looking for you.  
How do you do?  
I just came to tell you  
To tell Lesley (will you?)  
That her little Bluebird  
Wanted me to bring word  
That the north wind last night  
That made the stars bright  
And made ice on the trough  
Almost made him cough  
His tail feathers off.  
He just had to fly!  
But he sent her Good-by,  
And said to be good,  
And wear her red hood,  
And look for skunk tracks  
In the snow with an ax—  
And do everything!  
And perhaps in the spring  
He would come back and sing."

# The Dew and the Bird

Alexander Posey, 1873 - 1908

There is more glory in a drop of dew,  
That shineth only for an hour,  
Than there is in the pomp of earth's great Kings  
Within the noonday of their power.

There is more sweetness in a single strain  
That falleth from a wild bird's throat,  
At random in the lonely forest's depths,  
Than there's in all the songs that bards e'er wrote.

Yet men, for aye, rememb'ring Caesar's name,  
Forget the glory in the dew,  
And, praising Homer's epic, let the lark's  
Song fall unheeded from the blue.



# A Bird Song

Christina Rossetti, 1830 - 1894

It's a year almost that I have not seen her:  
Oh, last summer green things were greener,  
Brambles fewer, the blue sky bluer.

It's surely summer, for there's a swallow:  
Come one swallow, his mate will follow,  
The bird race quicken and wheel and thicken.

Oh happy swallow whose mate will follow  
O'er height, o'er hollow! I'd be a swallow,  
To build this weather one nest together.

# *A Bird came down the Walk (328)*

Emily Dickinson, 1830 - 1886

A Bird came down the Walk—  
He did not know I saw—  
He bit an Angleworm in halves  
And ate the fellow, raw,

And then he drank a Dew  
From a convenient Grass—  
And then hopped sidewise to the Wall  
To let a Beetle pass—

He glanced with rapid eyes  
That hurried all around—  
They looked like frightened Beads, I thought—  
He stirred his Velvet Head

Like one in danger, Cautious,  
I offered him a Crumb  
And he unrolled his feathers  
And rowed him softer home—

Than Oars divide the Ocean,  
Too silver for a seam—  
Or Butterflies, off Banks of Noon  
Leap, plashless as they swim.